

# HOW TO ASEMBLE THE ROLLNREST BED?

Visit [rollnrest.com/support](https://rollnrest.com/support) for video instructions.



## 1. UNBOXING

Use the provided unboxing knife to carefully open the foam. Allow the foam up to 24 hours for full expansion. Inside, you'll find a waterproof inner cover for added protection against spills.



## 2. INSERTING FOAM INTO COVER

Place the foam in the removable outer cover. The outer cover can be easily taken off and washed for convenience.



## 3. REMOVABLE ANTI-SLIP MAT

Place the included anti-slip mat beneath the bed to prevent sliding. The mat is removable, making it easy to clean and allowing customization based on your flooring type.



## 4. ENHANCE WITH AD-ONS

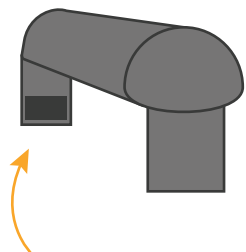
Explore additional features using the two velcro straps on the bottom of the cover. Effortlessly attach add-ons for a personalized touch.

---


# ATTACHING ADD-ONS TO THE BED

Visit [rollnrest.com/support](https://rollnrest.com/support) for video instructions.

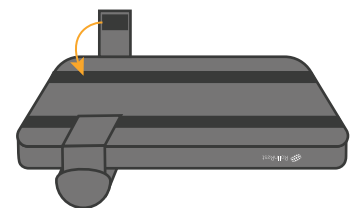
Attach add-ons like the Bolster Pillow by securing their Velcro straps to the bottom of the bed, as illustrated in the picture below.



Velcro straps on the Bolster Pillow



Velcro straps on the bottom of the bed



Attach add-on to the bed

## HOW TO ROLL UP THE DOG BED?



### 1. ROLL UP THE BED

Roll the bed from the shorter side opposite the zipper. Open the zipper slightly to release air while rolling towards it.



### 2. SECURE WITH VELCRO STRAPS

Once rolled, secure it with two Velcro straps that you attach to the lines at the bottom of the bed.



### 3. TRAVEL BAG

You can place the rolled-up bed in the travel bag for effortless transport or storage. This ensures convenience and keeps your RollnRest Bed ready for your pet's comfort on the go.

---

## HOW TO TAKE CARE OF YOUR DOG'S BED?

Keep your dog's bed clean effortlessly – remove the outer cover and machine wash at 30°. Find care instructions below for additional guidance.

#### Top material:

55% Cotton  
37% Polyester  
8% Acrylic

#### Sides & Bottom:

100% Polyester

#### CARE INSTRUCTIONS:



#### Material:

100% Polyester

#### CARE INSTRUCTIONS:



Care instructions for the outdoor material - waterproof outer cover.